



® 4242 Baldwin Boulevard
 Corpus Christi, Texas
 USA 78405-3399
 Tel: 800-531-3111, 361-888-5591
 Fax: 800-531-3108, 361-888-6510
 www.hortondoors.com
 The Automatic Choice

ARCHITECTURAL DETAILS

AUTOMATIC COMMERCIAL SLIDE DOORS

ProSlide® Series 2003 Belt Drive

A3.4

Type: 010 Single Slide with Adjacent Sidelite O-X // O

July 11

Standard Packages

Unit Width	Slide Opening	Slide Panel Width	Sidelite Width	Adjacent Sidelite Width	Rough Opening Width
10'-6" (3200)	3'-0" (914)	3'-6" (1067)	3'-5" (1041)	3' - 4 1/4" (1022)	10'-6 1/2" (3200)
12'-0" (3658)	3'-6" (1067)	4'-0" (1219)	3'-11" (1194)	3'-10 1/4" (1175)	12'-0 1/2" (3670)

Unit Height: 7'-6" (2286)	Rough Opening Height: 7'-6 1/4" (2292)	Anodized Finish: Clear or Dark Bronze
Glazing: Standard unit prep'd for 1/4" (6) glass. Glass by others.		
Threshold: 1/2" (13) tall x 4" (102) wide (See page A5.3).		

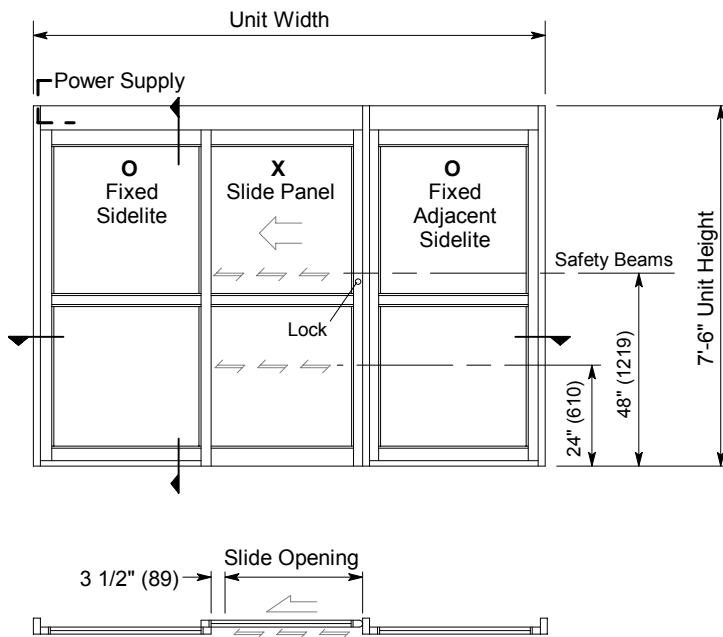
Options

- Custom unit widths between 10'-6" & 12'-0".
- Custom unit height to 8'-6".
- Custom mid-rails, bottom rails and jambs.
- Transom, or extra wide sidelite.
- Medium or wide stile construction (slide opening will be reduced).
- Custom anodized or paint finish or stainless steel cladding

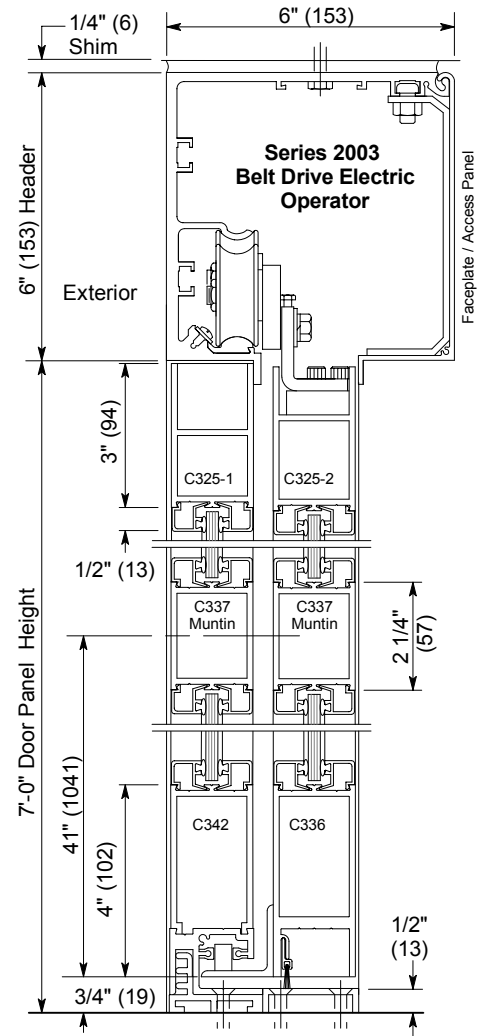
See details for options starting on p. A5.0 and Architectural Specifications on p. A7.0.

Installation and Operation

- Door perimeter mounted within rough opening with 1/4" minimum shim space at header & jambs. Finish floor not to exceed 1/4" out of level. (See page A.3)
- Electrical: Provide 120 VAC, 60 cycle, single phase, 15 amp service (in conduit) to each unit on dedicated 20 amp circuit breaker routed to header. Maximum current draw is 3.15 amps.
- Door actuated with header mounted motion sensor at interior and exterior for detection of traffic in each direction. Door closes after time delay expires. (See page A.4)
- Manual Locking: Exterior keylock and interior thumbturn provided at vertical strike rail. (Optional fail-safe or fail-secure autolock)

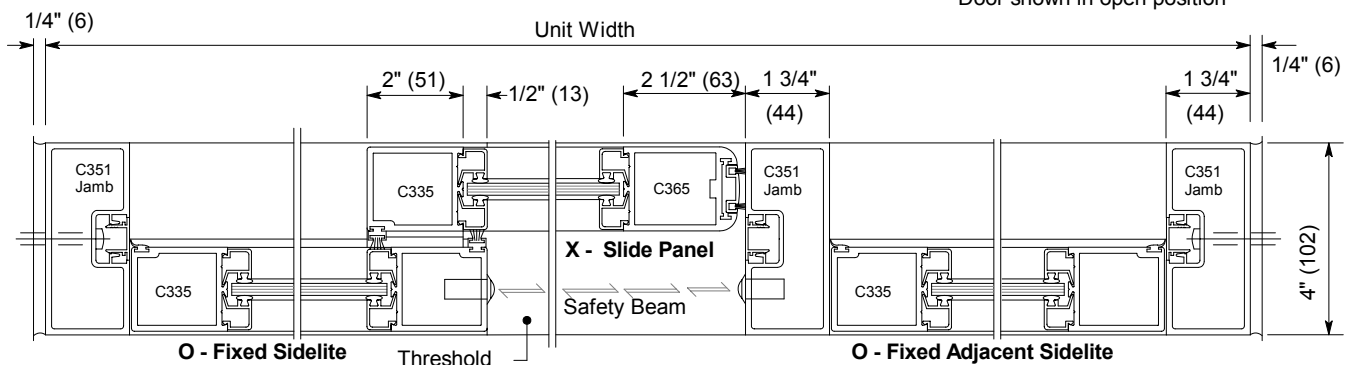


Exterior Elevation and Floor Plan



Vertical Section

Door shown in open position



Horizontal Section

Exterior