



® 4242 Baldwin Boulevard  
 Corpus Christi, Texas  
 USA 78405-3399  
 Tel: 800-531-3111, 361-888-5591  
 Fax: 800-531-3108, 361-888-6510  
**www.hortondoors.com**  
*The Automatic Choice*

# ARCHITECTURAL DETAILS

## MANUAL SLIDE DOORS - ICU / CCU

**Profiler-ICU®**

**A10.0**

**Type: 010 Single Slide O-X or X-O**

Nov 16

### Standard Packages

Unit Width	Slide Opening	Slide Panel Width	Sidelite Width	Rough Opening Width
7'-0" (2134)	3'-0" (914)	3'-6" (1067)	3'-5" (1041)	7'-0 1/2" (2146)
8'-0" (2438)	3'-6" (1067)	4'-0" (1219)	3'-11" (1194)	8'-0 1/2" (2451)
8'-6" (2591)	3'-9" (1143)	4'-3" (1295)	4'-2" (1270)	8'-6 1/2" (2604)
9'-0" (2743)	4'-0" (1219)	4'-6" (1372)	4'-5" (1346)	9'-0 1/2" (2756)

<b>Unit Height:</b> 7'-2 1/2" (2197) <b>Rough Opening Height:</b> 7'-2 3/4" (2203) <b>Glazing:</b> Standard unit prep'd for 1/4" (6) glazing.	<b>Anodized Finish:</b> Clear or Dark Bronze
---	--

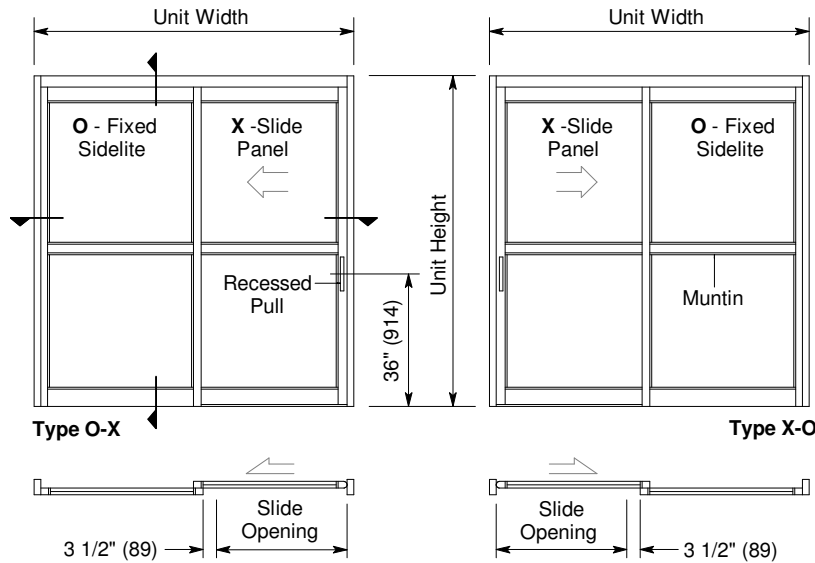
### Options

- Positive Latching (p.A11.1)
- Full Size (4" x 6") Profiler® Header and/or Transom (p.A11.0)
- Custom unit widths between 7'-0" & 9'-0".
- Custom unit height to 8'-2 1/2".
- Custom mid-rails & bottom rails (p.A5.4), and jambs (p.A5.2).
- Medium stile construction (slide opening reduced by 1 1/2").
- Wide stile construction (slide opening reduced by 2 3/4").
- Custom anodized or paint finish or stainless steel cladding.
- Custom glazing from 5/8" to 1" (p.A5.5).

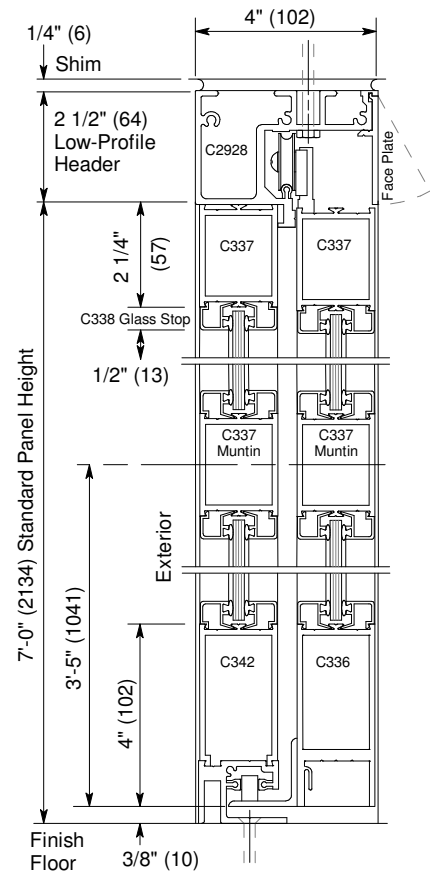
**For Architectural Specifications see pages A12.0 thru A12.3.**

### Installation and Operation

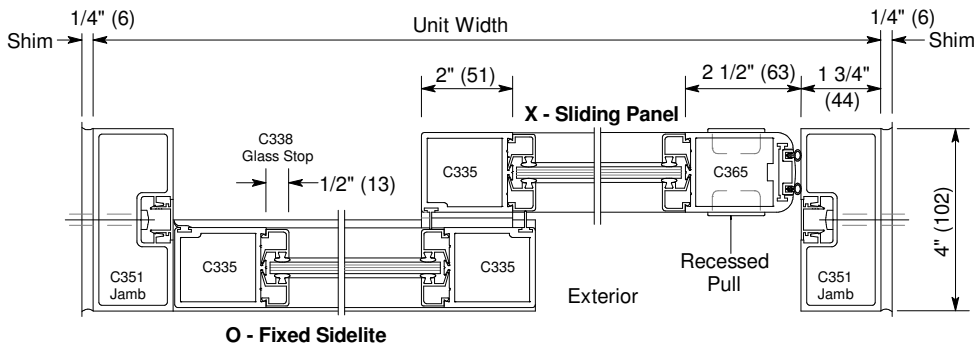
- Door perimeter mounted within curtainwall or rough opening with 1/4" minimum shim space at header & jambs. Finish floor not to exceed 1/4" out of level. (See page A9.2)
- Sliding panel rolls on nylon covered track at header for quiet, smooth, anti-friction operation.
- Standard sliding panel (X) glazed with 1/4" tempered glass (shown) can be opened with 8 to 12 lbs of force.
- Finger Safety: When sliding open, strike rail of sliding panel will stop 3 1/2" (89) short of adjacent sidelite. Result is slide opening.



**Exterior Elevations and Floor Plans**



**Vertical Section**  
 Door shown in open position



**O - Fixed Sidelite**

### Horizontal Section

Type O-X shown, X-O opposite

Horton Automatics reserves the right to alter its product and specifications without notice. Dimensions given in U.S. inches followed by millimeters in parenthesis.