



® 4242 Baldwin Boulevard  
 Corpus Christi, Texas  
 USA 78405-3399  
 Tel: 800-531-3111, 361-888-5591  
 Fax: 800-531-3108, 361-888-6510  
 www.hortondoors.com  
 The Automatic Choice

# ARCHITECTURAL DETAILS

MANUAL SLIDE DOORS - ICU / CCU

Profiler-ICU®

A10.01.1

Type: 010 Bipart P-X-X-P Surface Applied

Nov 16

## Standard Packages

Unit Width	Slide Opening	Wall Opening	Slide Panel Width
8'-0" (2438)	3'-0" (914)	3'-7" (1092)	2'-0" (610)
9'-0" (2743)	3'-6" (1067)	4'-1" (1245)	2'-3" (686)
10'-0" (3048)	4'-0" (1219)	4'-7" (1397)	2'-6" (762)
12'-0" (3658)	5'-0" (1524)	5'-7" (1702)	3'-0" (914)
14'-0" (4267)	6'-0" (1829)	6'-7" (1829)	3'-6" (1067)
16'-0" (4877)	7'-0" (2134)	7'-7" (2311)	4'-0" (1219)

**Unit Height:** 7'-2 1/2" (2197)  
**Glazing:** Standard unit prep'd for 1/4" (6) glazing.

**Anodized Finish:**  
 Clear or Dark Bronze

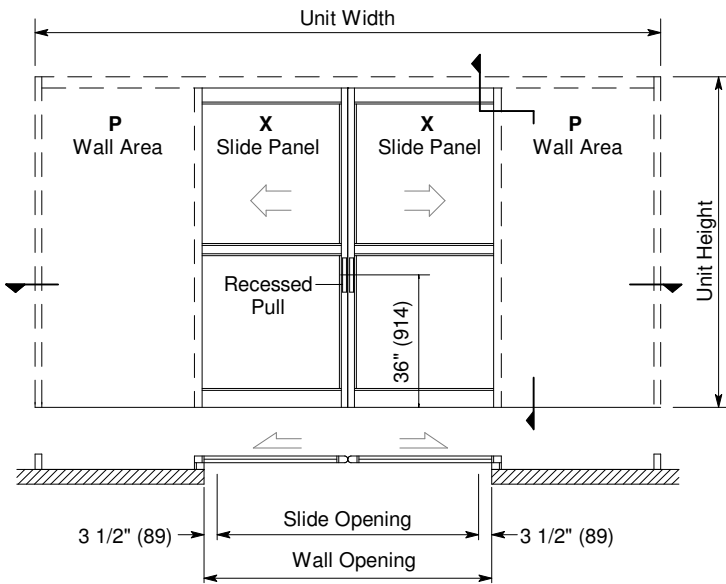
## Options

- Positive Latching (p.A11.1)
- Full Size (4" x 6") Profiler® Header (p.A11.0)
- Custom unit widths between 8'-0" & 16'-0".
- Custom unit height to 8'-2 1/2".
- Custom mid-rails & bottom rails (A5.4) and jambs (p.A5.2).
- Medium stile construction (slide opening reduced by 3").
- Wide stile construction (slide opening reduced by 5 1/2").
- Custom anodized or paint finish or stainless steel cladding.
- Custom glazing from 5/8" to 1" (p.A5.5).

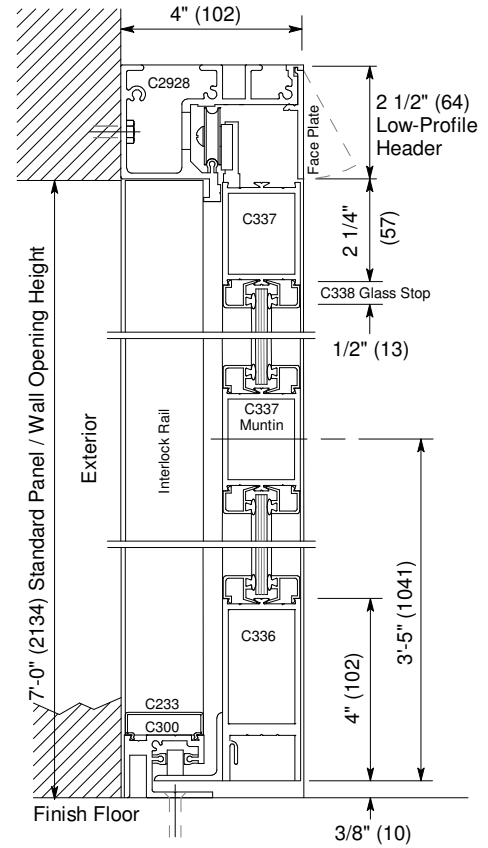
For Architectural Specifications see pages A12.0 thru A12.3.

## Installation and Operation

- Door surface applied onto interior of finished wall. Finish floor not to exceed 1/4" out of level.
- Sliding panel rolls on nylon covered track at header for quiet, smooth, anti-friction operation.
- Standard sliding panel (X) glazed with 1/4" tempered glass (shown) can be opened with 8 to 12 lbs of force.
- Finger Safety: When sliding open, strike rail of sliding panel will stop 3 1/2" (89) short of interlock rail. Result is slide opening.

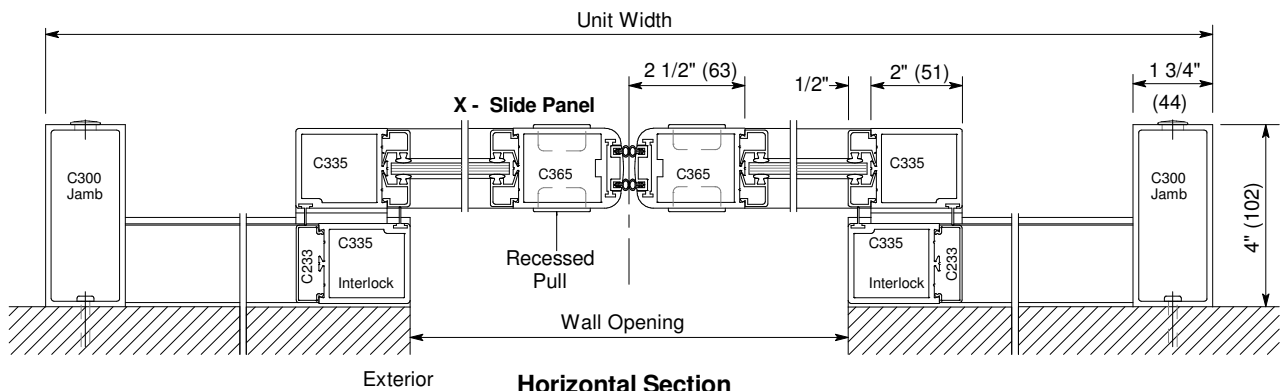


Exterior Elevation and Floor Plan



Vertical Section

Door shown in open position



Horizontal Section