



® 4242 Baldwin Boulevard
 Corpus Christi, Texas
 USA 78405-3399
 Tel: 800-531-3111, 361-888-5591
 Fax: 800-531-3108, 361-888-6510
 www.hortondoors.com
 The Automatic Choice

ARCHITECTURAL DETAILS

MANUAL SLIDE DOORS - ICU / CCU

Profiler-ICU®

A10.2

Type: 110 Single Slide O-SX or SX-O

Nov 16

Standard Packages

Unit Width	Slide Opening	Breakout Opening	Slide Panel Width	Sidelite Width	Rough Opening Width
7'-0" (2134)	3'-0" (914)	3'-3 1/2" (1003)	3'-6" (1067)	3'-5" (1041)	7'-0 1/2" (2146)
8'-0" (2438)	3'-6" (1067)	3'-9 1/2" (1156)	4'-0" (1219)	3'-11" (1194)	8'-0 1/2" (2451)
8'-6" (2591)	3'-9" (1143)	4'-0 1/2" (1232)	4'-3" (1295)	4'-2" (1270)	8'-6 1/2" (2604)
9'-0" (2743)	4'-0" (1219)	4'-3 1/2" (1308)	4'-6" (1372)	4'-5" (1346)	9'-0 1/2" (2756)

Unit Height: 7'-2 1/2" (2197) Rough Opening Height: 7'-2 3/4" (2203) Glazing: Standard unit prep'd for 1/4" (6) glazing.	Anodized Finish: Clear or Dark Bronze
---	--

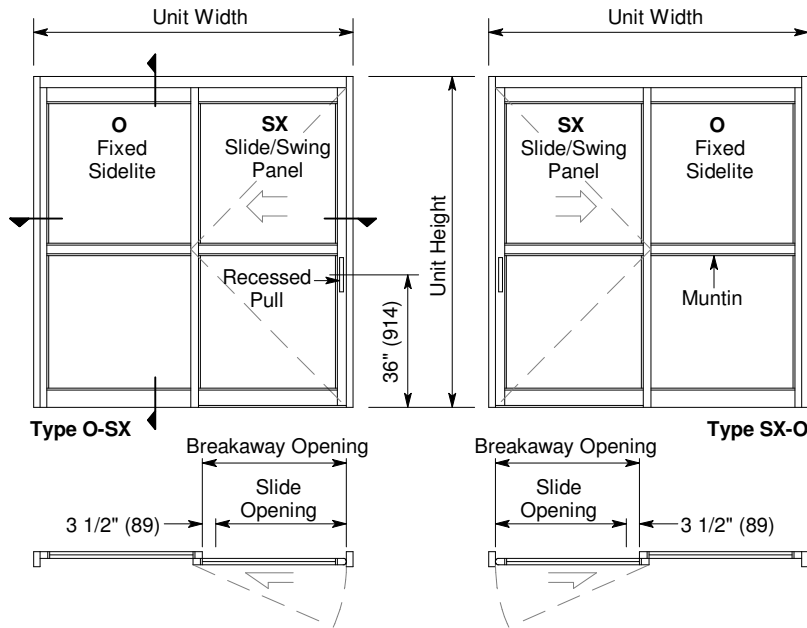
Options

- Positive Latching (p.A11.1)
- Full Size (4" x 6") Profiler® Header (p.A11.0)
- Custom unit widths between 7'-0" & 9'-0".
- Custom unit height to 8'-2 1/2".
- Custom mid-rails & bottom rails (p.A5.4) and jambs (p.A5.2).
- Medium stile construction (slide opening reduced by 1 1/2").
- Wide stile construction (slide opening reduced by 2 3/4").
- Custom anodized or paint finish or stainless steel cladding.
- Custom glazing from 5/8" to 1" (p.A5.5).

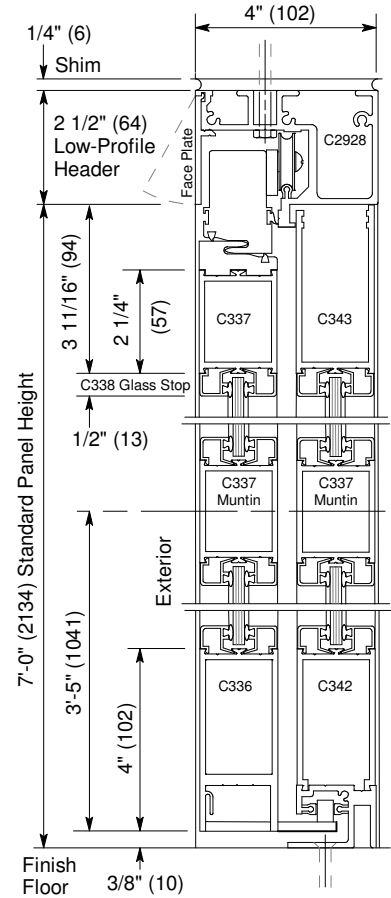
For Architectural Specifications see pages A12.0 thru A12.3.

Installation and Operation

- Door perimeter mounted within curtainwall or rough opening with 1/4" minimum shim space at header & jambs. Finish floor not to exceed 1/4" out of level. (See page A9.2)
- Sliding panel rolls on nylon covered track at header for quiet, smooth, anti-friction operation.
- Standard sliding panel (SX) glazed with 1/4" tempered glass (shown) can be opened with 8 to 12 lbs of force. SX panel can swing out min. 90° at any point of travel requiring no more than 50 lbs of force applied at the strike stile.
- Finger Safety: When sliding open, strike rail of sliding panel will stop 3 1/2" (89) short of adjacent sidelite. Result is slide opening.

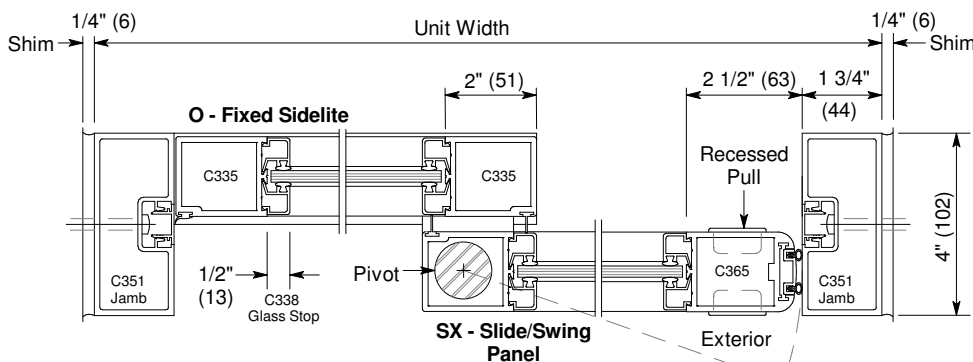


Exterior Elevations and Floor Plans



Vertical Section

Door shown in open position



Horizontal Section

Type O-SX shown, SX-O opposite

Horton Automatics reserves the right to alter its product and specifications without notice. Dimensions given in U.S. inches followed by millimeters in parenthesis.