



® 4242 Baldwin Boulevard
 Corpus Christi, Texas
 USA 78405-3399
 Tel: 800-531-3111, 361-888-5591
 Fax: 800-531-3108, 361-888-6510
 www.hortondoors.com
 The Automatic Choice

ARCHITECTURAL DETAILS

MANUAL ICU/CCU ENTRANCES

Profiler-ICU® SmokeSwing™

A10.23

Type: Single LHR or RHR

Sept 18

Standard Packages

Unit Width	Panel Width	Swing Opening	Rough Opening Width
3'-3 1/2" (1003)	3'-0" (914)	2'-11 1/4" (895)	3'- 4" (1016)
3'-9 1/2" (1156)	3'-6" (1067)	3'- 5 1/4" (1048)	3'-10" (1168)
4'-3 1/2" (1308)	4'-0" (1219)	3'-11 1/4" (1200)	4'- 4" (1321)

Unit Height: 7'-2 1/2" (2197) Rough Opening Height: 7'-2 3/4" (2203) Glazing: Standard unit prep'd for 1/4" (6) glazing.	Anodized Finish: Clear or Dark Bronze
---	--

Compliant with UL 1784 - Air Leakage Test of Door Assemblies

- Gasketing material is high temperature silicone.
- All panels wet glazed with red high temperature silicone sealant at corners.
- All seals are factory installed to maintain UL 1784 rating.

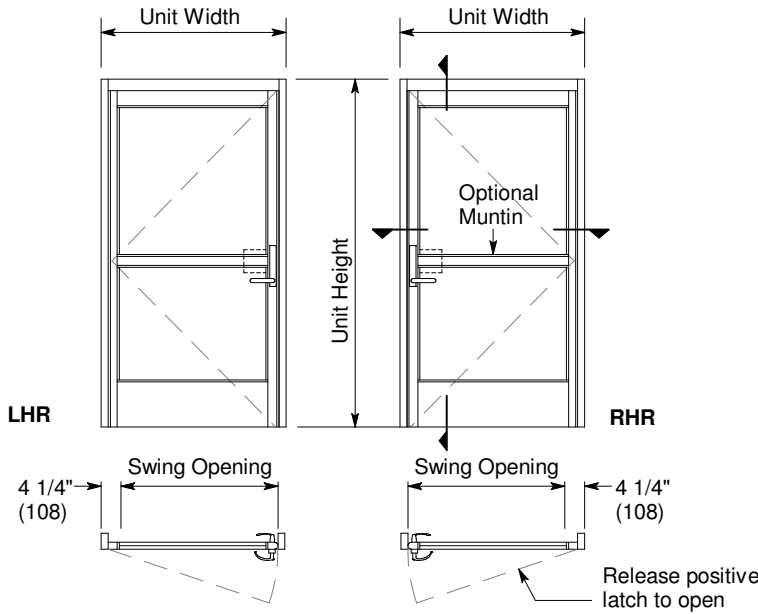
Options

- Medium or wide stile construction.
- 4", 6 1/2" or 8" bottom rails.
- Custom glazing prep. up to 1 1/16" for integrated mini-blind glass

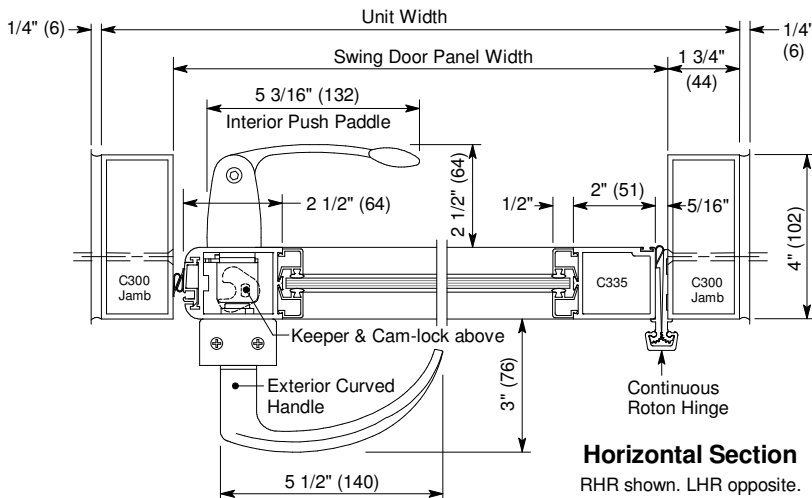
Installation and Operation

- Door perimeter mounted within curtainwall or rough opening with 1/4" minimum shim space at header & jambs. Finish floor not to exceed 1/4" out of level.
- Panel can swing open after positive latch from interior or exterior is released, requiring no more than 30 lbs of force applied at the strike stile.

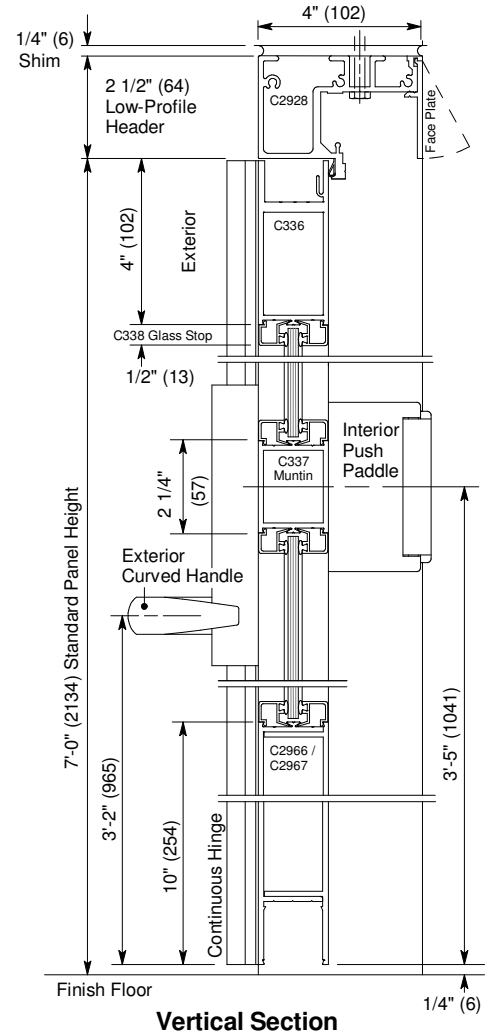
See Arch. Specifications starting on p. A18.0 and Specification Details p. A11.2.



Exterior Elevations and Floor Plans



Horizontal Section
 RHR shown. LHR opposite.



Vertical Section