



© Horton Automatics World Headquarters
 4242 Baldwin Boulevard
 Corpus Christi, Texas 78405-3399 USA
 Tel: 800-531-3111, 361-888-5591
 Fax: 800-531-3108, 361-888-6510
www.hortondoors.com
The Automatic Choice

ARCHITECTURAL DETAILS

MANUAL SLIDE ENTRANCES

Profiler® Barn Door Series
Type: 010 Single Slide P-X or X-P
Surface Applied

A10.42

May 20

Standard Packages

Unit Width	Slide Opening	Wall Opening	Slide Panel Width
7'-0" (2134)	2'-10 1/2" (876)	3'-3 1/4" (997)	3' - 5 3/4" (1060)
8'-0" (2438)	3' - 4 1/2" (1029)	3'-9 1/4" (1149)	3'-11 3/4" (1213)
8'-6" (2591)	3' - 7 1/2" (1105)	4'-0 1/4" (1226)	4' - 2 3/4" (1289)
9'-0" (2743)	3'-10 1/2" (1181)	4'-3 1/4" (1302)	4' - 5 3/4" (1365)

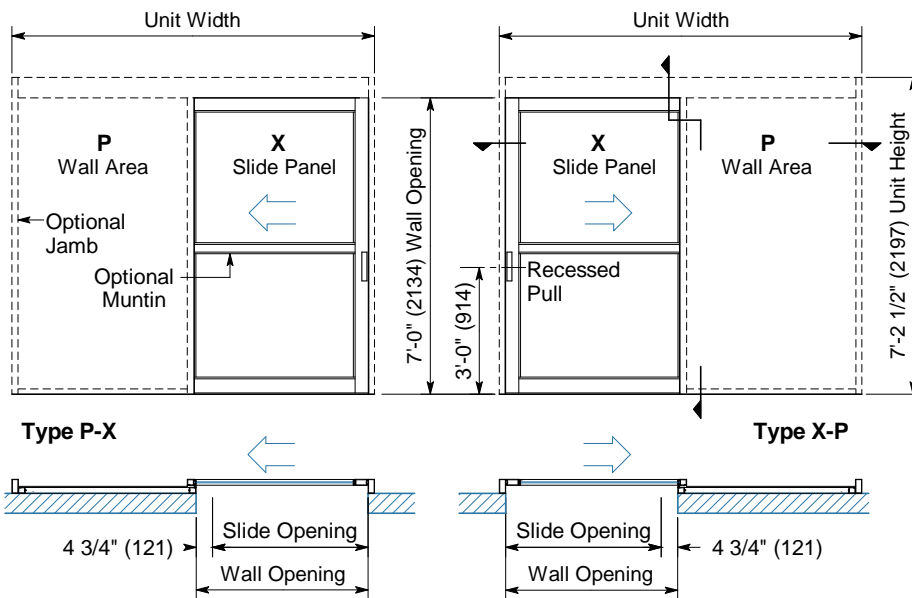
Unit Height: 7'-2 1/2" (2197)	Anodized Finish: Clear or Dark Bronze
Glazing: Standard unit with 1/4" (6) glazing	
See Architectural Specs A40.1 - 4.	

Options

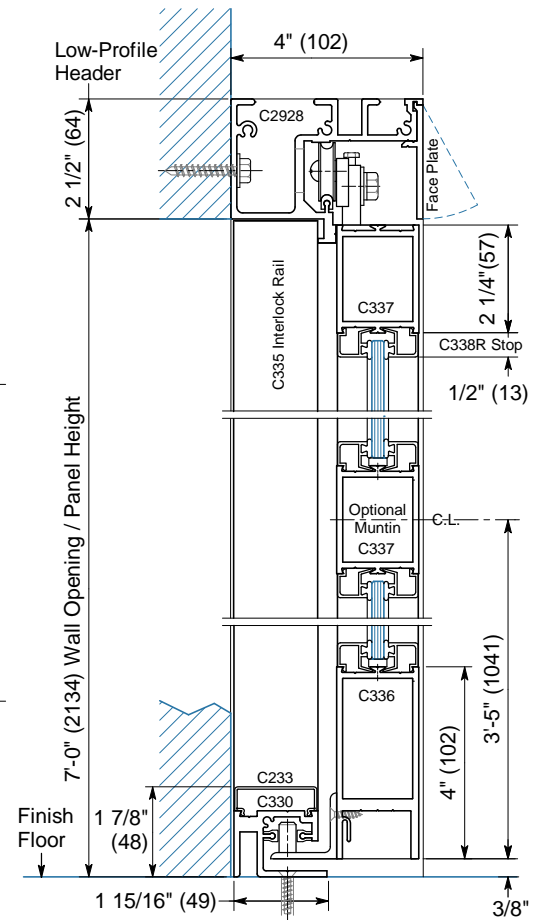
- Positive Lever Latch or Tubular Raised Pull
- Full size (4" x 6") Profiler® Header
- Custom unit widths between 7'-0" & 9'-0"
- Custom glazing prep. up to 1 1/2"
- Custom paint or anodized finishes or Antimicrobial coating
- 6 1/2", 8" or 10" Bottom rails

Installation and Operation

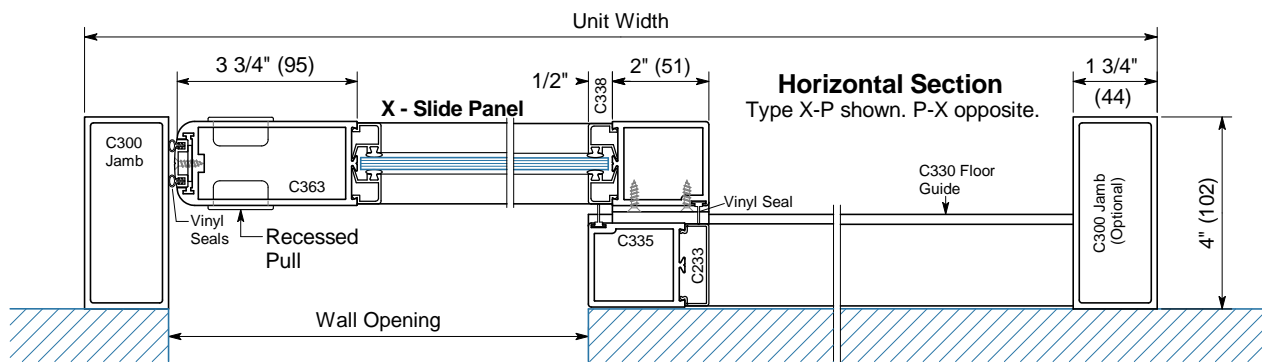
- **Surface Mounted:** onto interior finish wall. Finish floor not to exceed 1/4" out of level.
- **Sliding Panel:** rolls on nylon covered track at header for quiet, smooth, anti-friction operation.
- **Opening Force:** Standard sliding panel glazed with 1/4" tempered glass (shown) can be opened with 8 - 12 lbs of force.
- **Finger Safety:** When opening, sliding panel will stop 4 3/4" (121) short of interlock rail



Exterior Elevations and Floor Plans



Vertical Section
 Door shown in open position



Horizontal Section
 Type X-P shown. P-X opposite.