



® 4242 Baldwin Boulevard
 Corpus Christi, Texas
 USA 78405-3399
 Tel: 800-531-3111, 361-888-5591
 Fax: 800-531-3108, 361-888-6510
 www.hortondoors.com
 The Automatic Choice

ARCHITECTURAL DETAILS

CLEANROOM SLIDE DOORS

UltraClean™ Sterile

C7.12

Type: 010 Single Slide O-X or X-O

Aug 14

Standard Packages

Unit Width	Slide Opening	Slide Panel Width	Fixed Panel Width	Rough Opening Width
7'-0" (2134)	3'-0" (914)	3'- 2 1/2" (978)	3'-8 1/2" (1130)	7'-0 1/2" (2146)
8'-0" (2438)	3'-6" (1067)	3'- 8 1/2" (1130)	4'-2 1/2" (1282)	8'-0 1/2" (2451)
8'-6" (2591)	3'-9" (1143)	3'-11 1/2" (1207)	4'-5 1/2" (1359)	8'-6 1/2" (2604)
9'-0" (2743)	4'-0" (1219)	4'- 2 1/2" (1283)	4'-8 1/2" (1435)	9'-0 1/2" (2756)

Unit Height: 7'-8" (2337)	Finish : #4 Brushed Stainless Steel Cladding
Rough Opening Height: 7'-8 1/4" (2343)	

Applications:

- Pharmaceutical or Food Processing/Manufacturing Cleanroom, Biohazard Containment Facility - Washdown Area

Actuators:

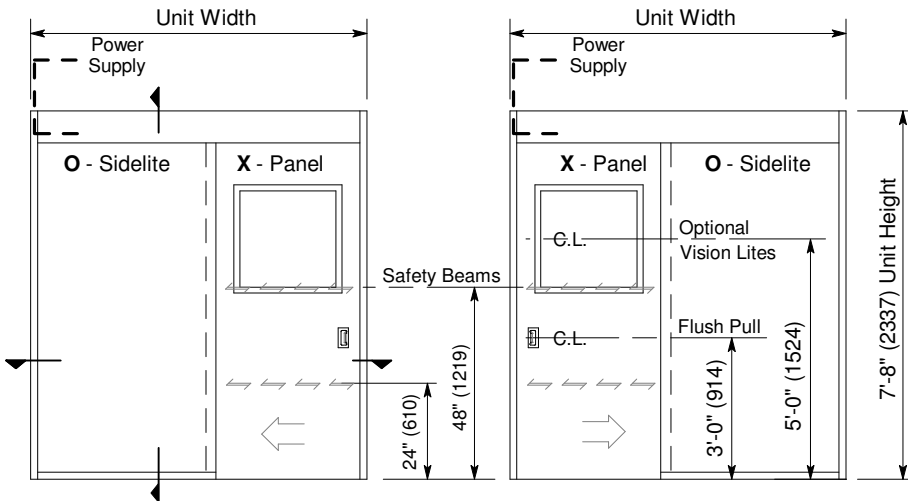
- Push Plate, Pull Chain or overhead Motion Sensor

Options:

- Vision Lite: 10" (254) square or 24" (610) square (p.C8.0)
- Custom height & width
- Stainless steel or anodized aluminum hood (p.C8.0)
- Manual lock, Autolock, or Interlock Controller

Installation and Operation

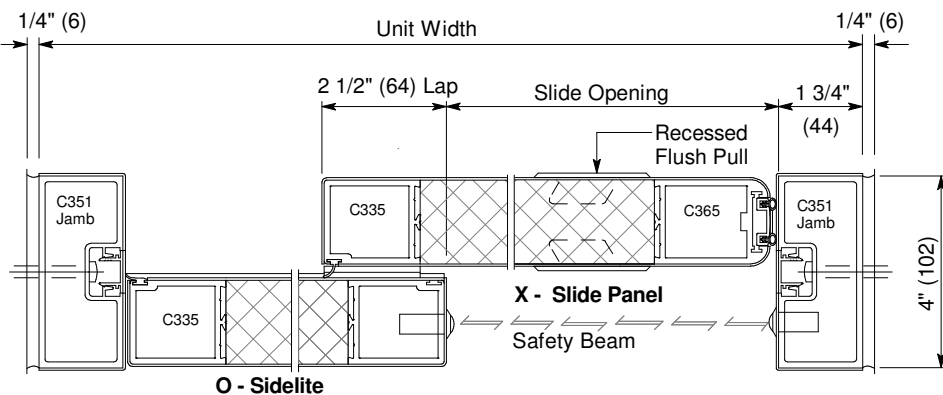
- Door perimeter mounted within rough opening with 1/4" minimum shim space at header & jambs. Finish floor not to exceed 1/4" out of level. (See page C6.2)
- Electrical: Provide 120 VAC, 60 cycle, single phase, 15 amp service (in conduit) to each unit on dedicated 20 amp circuit breaker routed to header. Maximum current draw is 3.15 amps.
- Actuator mounted on interior and exterior of opening for operation in each direction. Door closes after time delay expires. Optional interlock Control prevents two doors from being open at the same time in multiple door application.



Type O-X

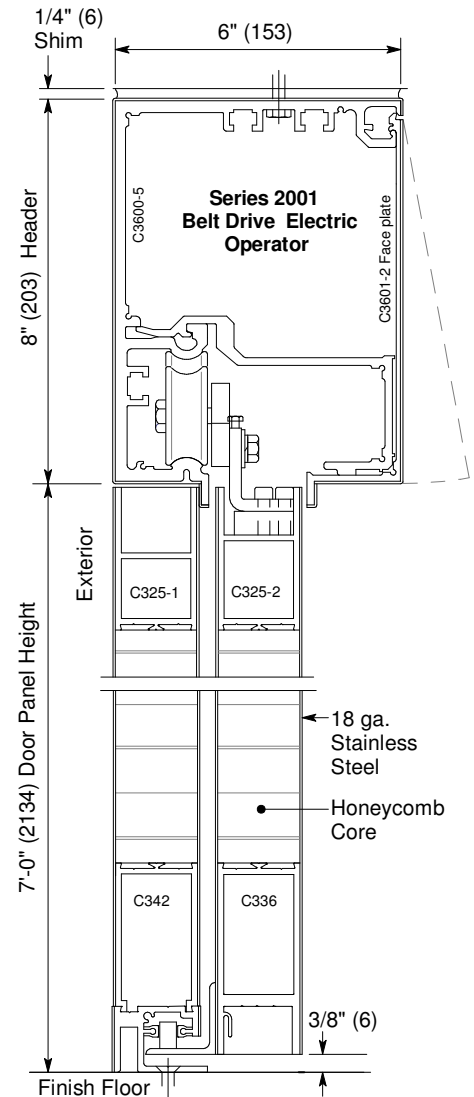
Type X-O

Exterior Elevations and Floor Plans



Horizontal Section

Type O-X shown, X-O opposite



Vertical Section

Door shown in open position