



® 4242 Baldwin Boulevard
 Corpus Christi, Texas
 USA 78405-3399
 Tel: 800-531-3111, 361-888-5591
 Fax: 800-531-3108, 361-888-6510
 www.hortondoors.com
 The Automatic Choice

ARCHITECTURAL DETAILS

DRIVE-THRU SERVICE WINDOWS

Series 8100TS Automatic

Type: Biparting O-X-X-O Flush Mount

D2.1

Sept 16

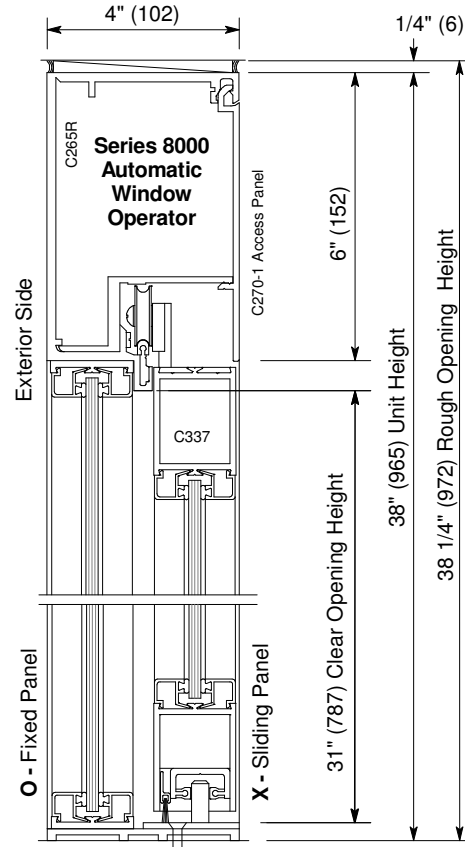
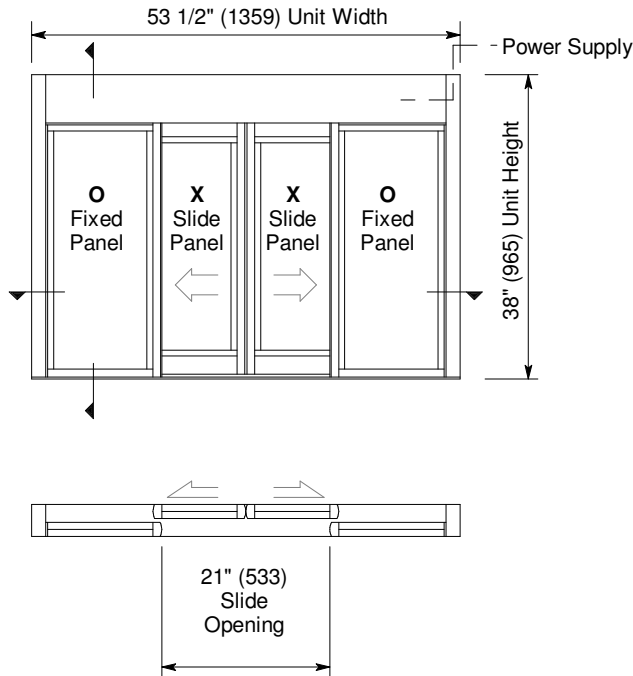
Standard Packages

- **Glazing:** 1/4" clear tempered safety glass.
- **Anodized Finish:** Clear or Dark Bronze.

For standard and optional equipment details see Architectural Specifications starting on p. D4.0 and Specification Details starting on p. B3.0.

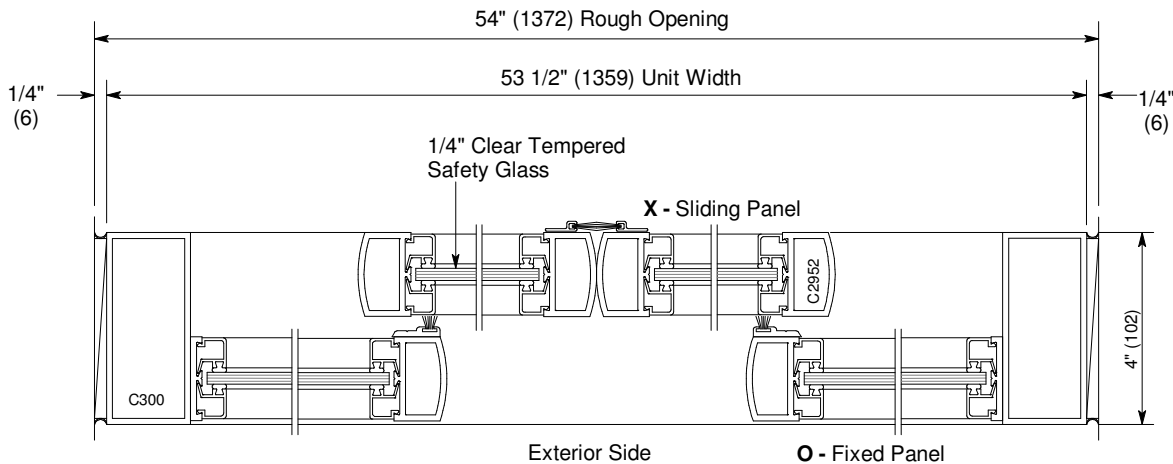
Installation & Operation

- Unit is perimeter mounted within rough opening with 1/4" min. shim space at header & jambs. See page D1.1.
- Electrical: Provide 120 VAC, 60 cycle, single phase, 15 amp service. Average current draw is less than 2 amps. Up to 5 units may be connected to 1 circuit. A .5 amp circuit breaker is provided with each operator.
- Window unit actuated by choice of push button, header mounted presence sensor or Hip-Scan photoelectric beam mounted at counter.
- Autolock locks unit each time closed and unlocks each time activated. Manual locks also provided.



Floor Plan with Exterior Elevation

Vertical Section
 Window shown in closed position



Horizontal Section

Horton Automatics reserves the right to alter its product and specifications without notice. Dimensions given in U.S. inches followed by millimeters in parenthesis.